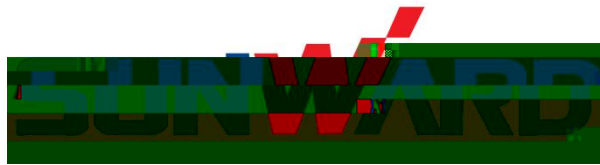


**2025**



**2026 4**

**10**

**0.23**

**1,074,617,264**

**0**









---

--	--

















# PROJEKT

S

/

P1/Ä\*6 % È4bP Ñce

100% ,Ä,£

6ŠV 2










2

1








---



3

4







DD%


STU

2



**3**



**1**



**2**

**3**

**4**

**1**

**2**

**1**





100,000 € †

NEW

NEW










1












---












[Redacted content]

[Redacted content]













1




08

10

L € P p " B -





2

3

4

5

1

1


2

3

2

Header Row											
Col 1	Col 2	Col 3	Col 4	Col 5	Col 6	Col 7	Col 8	Col 9	Col 10	Col 11	
Summary Row 1				Summary Row 2							
Summary Row 3				Summary Row 4							
Summary Row 5											





4

=F2z 1\

1



2


1

2

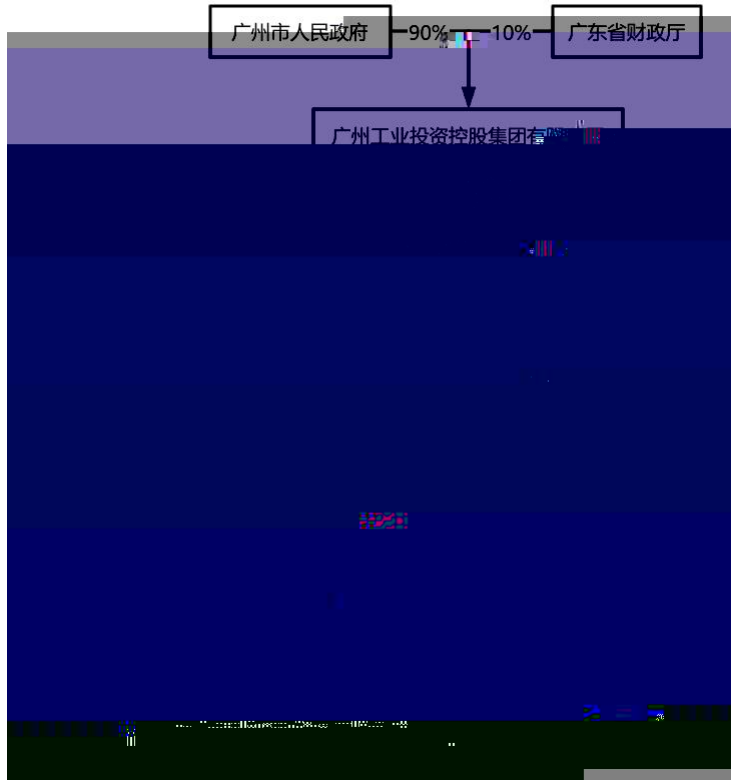
3

1









4

80%

5

10%

6






- 

- 

- 

---













6Z





















SUNWARD

1.

2.

3.



**8**

**9**

**10**



N' O +X 5,9 0 € 1 N p x FT 8 > Û



	%
--	---

12

13

14

15

16

17





27

28

29

31



32

33

34

35

36

37









1














5










8


**9**


**10**


**11**

			-	-	-	-	-	

**12**












---




18







---

19









---








---




















[Redacted]

[Redacted]

[Redacted]

[Redacted]

[Redacted]

[Redacted]











6

1









2

3






3



1











---



3

4

5

6

1

2

3

1

2


3

4

1

2

3


4

5

6



---













---


3





4



5



